


# Season 600 - The Little Black Dress

- Sewing French Seams

**Fabric:** All the fabrics I use on *It's Sew Easy TV* come from [Vogue Fabrics](#)  
**Patterns and Sewing Supplies:** [The Angela Wolf Pattern Collection](#)



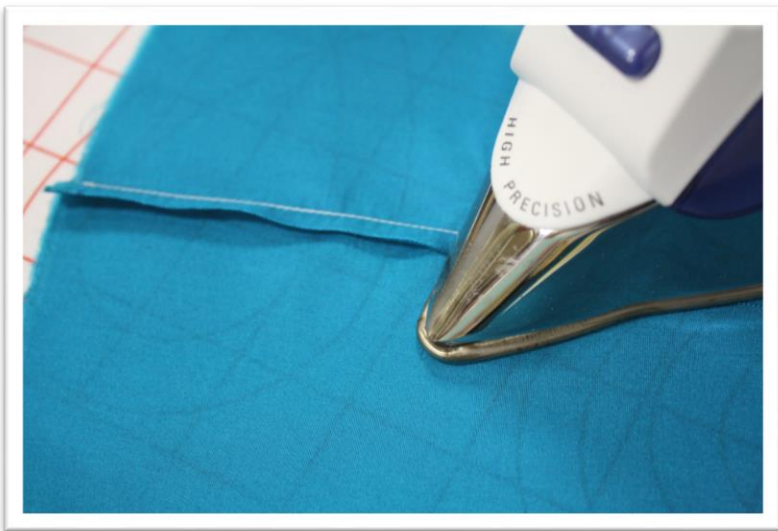
French seams are perfect for silks, chiffon, and sheer fabrics.






Sewing a French Seam:


- With wrong sides together, stitch  $\frac{1}{4}$ " from the fabric edge.



- Press seam to one side.




- Flip the fabric over and press, enclosing the seam allowance



[Tailor's Clapper](#)

- On the wrong side of the fabric, stitch  $\frac{1}{4}$ " from the folded edge of the fabric (enclosing the raw edges of the seam allowance). Use a Tailor's clapper for a crisp seam edge



- Press the seam to one side.



That's how easy it is to do a French seam!

Use coupon code **ITSSEWEASY10** for  
10% off everything at  
[www.AngelaWolfPatterns.com](http://www.AngelaWolfPatterns.com)

Join me ... 